



Volume 2021-01

Middlesex County R-C Fliers Club Newsletter – January 2021



Email: info@mcracf.org
 Web page: www.mcracf.org
 Newsletters: www.mcracf.org/misc.htm
 Facebook: <https://www.facebook.com/groups/MCRCF/>
 YouTube: <https://www.youtube.com/user/MiddlesexRCFliers>

*MCRCF Regular
Meeting - Wednesday,
January 6*

**7:30 PM via ZOOM online
meeting.**
**Members - watch for an email
with information on joining
the meeting.**
**Non-members are welcome -
contact the club via email for
an invitation.**

**All Scheduled In-Person Events are considered
CANCELLED* until further notice**
**Due to you know what... WEAR YOUR MASK at the
field when you can't separate!*





Sun Will Brand Heated Gloves are a perfect gift
 V

ACCESSORIES



President	Paul Sullivan	psullivan2313@yahoo.com 978.987.8301
Vice President	Mel Suarez	MelSuarez@verizon.net 617.335.9770
Secretary/Registrar	Saket Sankhla	Saket.Sankhla@gmail.com 978.495.6923
Treasurer	Jeffrey Ward	jeff@jeffward.biz 978.987.1142
Director	Dan Costa	zhannab29@gmail.com 978.987.2124
Director	Randy Grossman	Randy.Grossman@gmail.com
Director	Dan Micalizzi	dan.micalizzi@gmail.com 978.880.1320
Newsletter Editor	Mel Suarez	MelSuarez@verizon.net 617.335.9770

1 CONTENTS

		
2	Club Meeting Notes – 12/2/2020 – By Mel Suarez	4
2.1	New Business	4
3	FAA Publishes Final Rule on Remote ID – By Jeff Ward	5
3.1	What did we get?	5
3.2	What else is in this rule?	6
3.3	When does it take effect?	6
3.4	In closing	6
4	The Club SAFE Loaner – Part 2 - How to Access & Fly it	7
		
5	From The Hangar	8
5.1	John Parisi's – Phoenix Evolution	8
5.2	Stephen Faust – BVM Bobcat	8
5.3	Stephen's Carden Extra 300	8
6	Flying Tips	8
6.1	Heated Glove Liners – from John Parisi	8
6.2	Labeling Your Plane for AMA Events – from John Yassemedes	9
		
7	From the Editor – by Mel Suarez	10
7.1	Got an Apprentice STS from Santa	10
7.2	Fun in the Snow	10
8	AMA Events – Are You Going?	11
		
9	Random Stuff	13
9.1	WhatsApp??? -- A chance to trash talk with fellow members	13

9.2	Loaner RealFlight Simulator & Laptop Available.....	13
9.3	RC Instructors.....	13
9.4	MCRCF.ORG Members Only Page	13
9.5	Newsletter Global Table of Contents.....	13
9.6	List of Maneuvers.....	13
9.7	Support Your Local Hobby Store & Get Discount	13
9.8	Plane Retrieval	13
9.9	Club SAFE Loaner is Available	13
9.10	Training Report	14



2 CLUB MEETING NOTES – 12/2/2020 – BY MEL SUAREZ

Jerry agreed to be primary contact for training.

Two new soloed members.

Couple of new members. Bill Lund and Jon King.

Jeff \$75 and Micah \$50 towards the Club's AeroScout loaner. (Yaz provided a \$75 gift certificate at ABC)

Jeff: worked on ad-hoc ID cards with clothes pins so you can put your membership card on one side and write your frequency on the other.

Jeff: covered the new **Club trainer**. Jeff has set up a place for it in his shed and will add a key box for it so people can use it to give someone a feel for flight. He looked into registration of the trainer. So, the instructor should stick their FAA number into a slot that Jeff will add.

2.1 NEW BUSINESS

Jeff: we've never done a remote voting. Presented the slate

You are viewing Jeff Ward's screen View Options

SLATE OF NOMINEES AS OF 2 DECEMBER 2020

- President
 - Paul Sullivan
- Vice-President
 - Mel Suarez
- Secretary
 - Saket Sankhla
- Treasurer
 - Jeff Ward
- Director (3)
 - Randy Grossman
 - None
 - None

Press ALT to show and hide meeting controls

Jeff Ward

Mel Suarez

Jim Billerica (KB1...

16783587006

Paul Sullivan

1/1/2021 Jim motioned as the cutoff for nominations. Motion passed.

Frequency Pin – let's make an effort to use the FP bars, especially when there's a large group. Only 3 planes at once.

Paul: Sumac needs to be looked at.

Jeff: regarding by-laws, Randy and Jeff reviewed the by-laws.

Paul: FAA registration. Paul will chat w/ Jerry Crowley

Bob: How to enforce/know you are above 400'? Discussion ensued.

Mel: Reviewed the Training Report that was issued, as promised in previous meetings. The idea is to track new members and where they stand with regards to training/checkout so we don't drop people.



...

3 FAA PUBLISHES FINAL RULE ON REMOTE ID – BY JEFF WARD

On December 28th, the FAA submitted to the Federal Register their final rule covering “Remote Identification of Unmanned Aircraft”. The document as released can be found at the following link:

https://www.faa.gov/news/media/attachments/RemoteID_Final_Rule.pdf

Before you read on, keep in mind that compliance to any of this new stuff is not required until almost three years from now. Until then, the existing rules apply.

3.1 WHAT DID WE GET?

It is encouraging to note that many of the most onerous and restrictive aspects of the originally proposed rule from 2019 have been removed, particularly those that impact those who fly recreationally and particularly at community flying

fields. It's clear that the many of thousands of comments received by the FAA actually did bring significant changes to the rule as originally proposed.

- The establishment of FAA-Recognized Identification Areas (FRIAs) will not be restricted to a 12-month period, which means that the ability to create recreational flying sites will not be time-limited. New sites can be created, and sites that lapse can be re-activated. A
- **FRIA** is a defined area where *unmanned aircraft can be operated without being equipped for Remote ID*. It's important to note that FRIAs must be applied for with very specific information, the FAA will not be rubber-stamping these applications, and the specific information and process required to apply for a FRIA is still to be defined. The AMA has stated that it intends to be very involved in the process of helping its clubs apply for FRIAs to cover their flying sites.
- **Unmanned aircraft flown outside of FRIAs must broadcast certain information**, but the requirement for communicating that information via network connection and 3rd party services has been removed. You will not be able to establish your farm or backyard as a FRIA, so once compliance is required, any model that you fly outside of a FRIA (that meets the requirements for registration) must use a "broadcast module" that complies with the Remote ID requirements. The size, weight, cost, and power requirements of such modules are yet to be determined as the market responds to the rule.
- Registration requirements have not changed for recreational fliers, as opposed to the original proposed requirements to register each model, even if only used recreationally. If you are not using a model/drone for commercial purposes, **your whole fleet can be covered under your individual registration**, as it is now. However, anything that you fly that is eventually equipped for Remote ID broadcast must have its RID serial number recorded under your FAA DroneZone registration. It is believed that in the case of a Broadcast Module, the serial number of the module would be tied to your individual registration, and that module could be moved from model to model as needed.
- The original proposal's overly complex requirements about "homebuilt" systems have been relaxed, and it appears that anything we build or assemble ourselves, short of a Ready-to-Fly system, can be built without integral Remote ID. Again, if it will be flown outside of FRIAs it must support a Broadcast Module.

3.2 WHAT ELSE IS IN THIS RULE?

In addition to Remote ID (RID) this rule also details requirements for Operations Over People (OOP) and moving vehicles. All of the operations covered under this rule presume Line of Site between the operator and the aircraft. The commercial UAS community of course is looking forward to further rules that cover operation Beyond Visual Line of Site, or BVLOS.

3.3 WHEN DOES IT TAKE EFFECT?

Operators must comply with the requirements of this rule **beginning late in 2023**. However, we will see products being built and sold to comply with the rule in the almost three years leading up to the compliance date.

3.4 IN CLOSING...

There are a lot more elements to the rule that are of interest to modelers, and a lot more clarification to come from the FAA and other stakeholders over the implementation period. And keep in mind also that this rule only covers specific topics like RID and OOP. There might be other changes coming that fall outside of the scope of this rulemaking.

I encourage everyone to follow what the AMA is doing and saying via their government advocacy page:

<https://www.modelaircraft.org/gov>

The AMA Government Relations team has already posted one video from a live-stream Q&A they did on the subject, and not doubt there will be many more to come.

4 THE CLUB SAFE LOANER – PART 2 - HOW TO ACCESS & FLY IT



Continuing from the previous newsletter, the Club has acquired a brand new ready-to-fly (RTF) AeroScout. Jeff Ward is hosting the aircraft in his workshop. Contact him if you are interested in using it to introduce someone to flying.

He has placed a key box accessible with the proper combination. Below are pictures showing the location of the lock and what it looks like with the enclosure removed, and the lock opened.



Below are pictures of the plane, transmitter and accessories:



Steps for using the Club's AeroScout:


- 1 – Contact Jeff Ward and get his address and workshop lock combination.
- 2 – Procure the plane and read the brief instructions that go with it. Pay special attention to battery placement notes and SAFE mode switch.
- 3 – Charge the 2200 mah battery at 1C (there is only one battery at this time). It is a smart battery but you can charge it with a regular charger. The battery lead is similar in shape to a blue connector.
- 4 – Place your FAA UAS registration number on the side of the plane with masking tape.
- 5 – Go fly – enjoy the plane.
- 6 – When finished, notify Jeff. Return the plane to Jeff's workshop. Communicate any issues with an email or conversation with Jeff.

5 FROM THE HANGAR



5.1 JOHN PARISI'S – PHOENIX EVOLUTION

Phoenix .46-.55 P-51, Evolution 10cc prop, eFlite retracts, Robart strut and wheels, Spectrum receiver...



5.2 STEPHEN FAUST – BVM BOBCAT

My first turbine, 1990s, BVM Bobact, JetCat P120 turbine. Early on-board auto-start with electric motor and propane startup. Most were using scuba air starts when the on-board starts were introduced. Flew great, top speed about 180mph.




5.3 STEPHEN'S CARDEN EXTRA 300

Carden Extra 300, 40%, DA-150cc twin, 118" wingspan, 60oz gas tank, smoke system, Monokote. Modeled after Patty Wagstaff's Extra.



6 FLYING TIPS



6.1 HEATED GLOVE LINERS – FROM JOHN PARISI

John has identified and bought heated gloves. We will see how well this works for an RC pilot.

“Heated Glove Liners for Men Women,Rechargeable Electric Battery Heating Riding Ski Snowboarding Hiking Cycling Hunting Thin Gloves Hand Warmer Arthritis&Raynaud's.”

https://www.amazon.com/dp/B07VJKV12C/ref=cm_sw_r_wa_api_glc_fabc_FaG9Fb5Z8V70H?_encoding=UTF8&psc=1



Some notes from John:

John Parisi: Yes, flew on Sunday. Worked just fine.

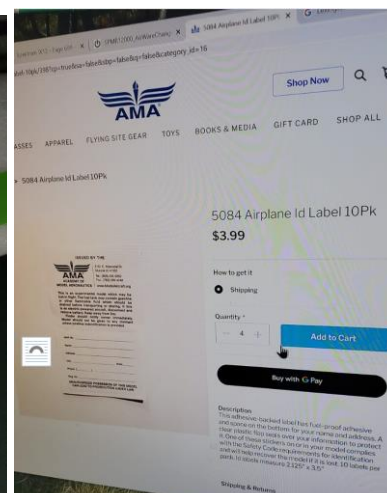
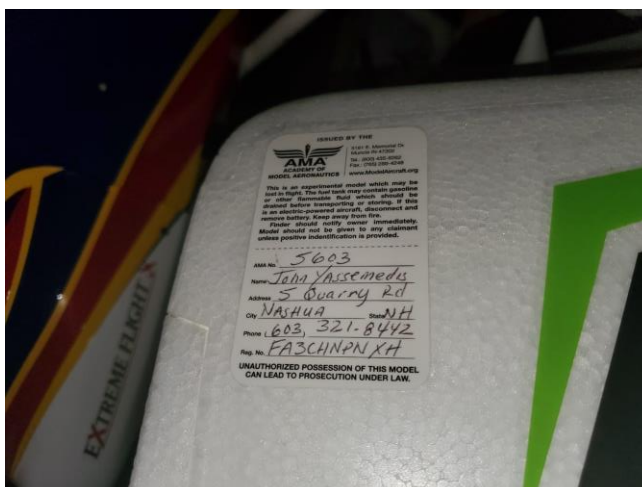
Mel Suarez: Thank you! not too bulky? and is the temperature adjustable?

John Parisi: Mel, no, they are glove liners, not bulky. The link I sent explains heating. They are adjustable with 3 heat settings.

John also has a heated hunting vest.

6.2 LABELING YOUR PLANE FOR AMA EVENTS — FROM JOHN YASSEMEDES

“... At Sanctioned AMA events we should always look for compliance at safety inspection table. As one of your AVPs for District, I ask that all AMA D-I members please take the time to ID your models with your AMA number and Name, tel & AMA number. We are not required to be policing FAA numbers but it is required to be visible without removing anything. Authorities don't want to have to open the model to find identification. Recovered models could be destroyed with disassembling due to safety concerns.”



7 FROM THE EDITOR — BY MEL SUAREZ



7.1 GOT AN APPRENTICE STS FROM SANTA

I've been thinking of helping with the training load. So, I asked from Santa and received my first Apprentice STS. Just have to bind it and test fly it. Then get super-familiar with it. Then contact the training leadership.

In the meantime, I took the club's Aerostar loaner for a quick ride when Jeff had it at the field. What a sweet little flyer. Jeff showed how to install the battery – a bit tight but snug up front, and then the 2 switches, 1 for the SAFE modes and the other for rates.

In this month's newsletter I'll explain more about how borrowing the loaner works.

7.2 FUN IN THE SNOW

The guys were flying in the snow. I watched a couple of takeoffs in the deep snow, then flew my racing drone. It is SO different to fly when everything is white. The brain takes a bit of time to adjust to total change in color. I covered my racing drone in red duct tape so I wouldn't pick up the snow. Cooling of ESCs should be fine given the ambient temp. I just didn't want snow (water) inside my drone. Now to figure out a way to cover the camera area. I'll probably just tape plastic wrap over it.



If anyone is interested in borrowing the Fokker book after I'm done, let me know. 😊

Neil Cumbie has agreed to be listed as instructor of would-be 3D and extreme aerobatics (XA) pilots. Count me in, Neil. The idea is to support pilots who want to go beyond. A lot of it has to do with setting up the plane or to practice on the sim.

My neighbor bought a plane...a CTLS. I was impressed with its looks and am SO tempted to follow his lead. He was working on setting up a pre-heater and updating the GPS database.



8 AMA EVENTS – ARE YOU GOING?

From the Event Finder at <https://www.modelaircraft.org/> for **District 1, 1/1/2021 – 3/31/2021**

Amazing to see only one event and it's the one hosted by Southern New Hampshire Flying Eagles!

JANUARY 31
FROZEN FINGERS FUN FLY
CLASS C
Contact: JOHN YASSEMEDIS
Location: 14 Griffin St Merrimack NH 03054
Visit Website

9 RANDOM STUFF



9.1 WHATSAPP??? -- A CHANCE TO TRASH TALK WITH FELLOW MEMBERS



How to get onto WhatsApp?

- Install WhatsApp on your phone
- Send your phone number to someone you know is on the MCRCF WhatsApp group (almost everyone is an admin) – e.g. any officer
- That admin adds your name/phone to their contacts on their phone
- Via WhatsApp, that admin sends you a link to the MCRCF WhatsApp group
- You click on the link and you will be in. You won't see old threads, just new ones after joining.
- Be sure to introduce yourself when you join.

Alfredo, Bob, Carl, Dan, Dan de, Dany, Don, Gerald, James, Jeff, John, Long, Mack, Neil, Paul, Randy, Ray, Rohan, Saket, Sharad, Stephen, Tony, Yaz, +1 (413) 687-8619, +1 (617) 828-3967, +1 (617) 877-7683, +91 98192 01230, You

9.3 RC INSTRUCTORS

List of available instructors. Please note: this list is a work in progress. Some instructors may be listed below, however their schedules may preclude instruction at a given time. Contact Info will be added in the future but can be found in the Current Membership List.

Instructor	Contact Info
Ray Capobianco	781.944.6056
Gerry Crowley	978 857-1408
Tony DiPersio	978.430.2800
Jeff Ward	978.987.1142
John (Yaz) Yassemedis	603.321.8442
Jim Orsborn (Horizon Hobby Coach)	https://www.horizonhobby.com/flight-school-find-a-coach.html
Stephen Faust – incl. FPV racing drones	978.925.9810
Neil Cumbie – 3D and XA (new)	678.358.7006

9.5 NEWSLETTER GLOBAL TABLE OF CONTENTS

You want to buy a charger, say. And you know there was an amazing piece on it in one of the newsletters. But you which one??? We have a global table of contents listing some of the major articles. (Work in progress)
<https://docs.google.com/spreadsheets/d/1ZAbMnamPiclwd50E3XxQ2JhXYEQAZfkB3R0qvXZOiuo/edit?usp=sharing>

9.7 SUPPORT YOUR LOCAL HOBBY STORE & GET DISCOUNT

This is one great hobby store and the owner, Bill Horton, has agreed to provide our Club with a discount. Show a current MCRCF membership card and receive a 5% discount for any purchase over \$25.



<http://abcrhobbies.com/> 11 Rockingham Rd, Windham, NH 03087; (603) 458-6481

9.9 CLUB SAFE LOANER IS AVAILABLE

The AeroScout is ready for use in exposing people to flight. Contact Jeff Ward to reserve it. It comes with 1 22mah battery and transmitter.



The aircraft is kept in Jeff's workshop with a combo key enclosure.

9.2 LOANER REALFLIGHT SIMULATOR & LAPTOP AVAILABLE

If you're a new pilot or an instructor and would like to take advantage of our loaner laptop/simulator, contact Jeff Ward (see Page 1). Picture below.



It now runs RealFlight 9.5.

9.4 MCRCF.ORG MEMBERS ONLY PAGE

Contains our Membership List, RealFlight files that mimic our field, and other info.



Members Only

[Annual Financial Summary Reports](#) in Acrobat PDF format

[Current Membership List and contact information](#) in Acrobat PDF format

[MCRCF RealFlight Files](#) for download and use with RealFlight simulator.

[MCRCF YouTube Channel info and login](#) in Acrobat PDF format

9.6 LIST OF MANEUVERS

Tired of flying the same patterns all the time? Check out 100 maneuvers and some links on how to do (some of) them:

<https://drive.google.com/file/d/1O0eF2NAFN7SgUS0sOMc5hXOCTjBdJeM0/view?usp=sharing>

9.8 PLANE RETRIEVAL

Call Paul Sullivan – his friend, Mike, charges ~\$50 to retrieve a plane...depending on the complexity of the rescue!

Also, several members have camera drones and can help with a search & rescue efforts.

9.10 TRAINING REPORT

Member	Training/Checkout Status	Type
W.M. Lundt	Unknown (New member)	
Steve Marone	Unknown (New member)	
George Balduf	Training In progress	Nitro plane
Hugh McNeil	Limited progress. Would like to proceed with loaner laptop & sim.	
William Schwahn	N/A – part of FLIR company	
Gerald Sunderman	Training In progress*	
Jon King	Needs official checkout – Gerry will contact	
Mohammed	Training In progress – has AMA, needs membership	

* Wants to take it easy during the pandemic.

If you wish to unsubscribe, please email info@mccrf.org and write “UNSUBSCRIBE” in the subject.

If there's someone you would LIKE to subscribe, send their email along and thank you.