



Volume 2020-07

Middlesex County R-C Fliers Club Newsletter – July 2020



Email: info@mcracf.org

Web page: www.mcracf.org

Newsletters: www.mcracf.org/misc.htm

Facebook: <https://www.facebook.com/groups/MCRCF/>

YouTube: <https://www.youtube.com/user/MiddlesexRCFliers>

Upcoming Club Events:

Wednesday, May 6, 2020, 7:30pm - MCRCF Online Meeting

**All In-Person Events are considered
CANCELLED* until further notice - all dates
below are tentative and for planning only**

Indoor Flying Event - postponed

Mount Hope Christian Center, Burlington

[Click here for location details \(pdf\)](#)

Construction Derby

Sunday June 7th, 2020 (June 14th Rain Date)

Family Day

Sunday July 26th, 2020 (August 2nd Rain Date)

Fun Fly


Sunday September 6th, 2020 (September 13th Rain Date)




| | | |
|---------------------|----------------|--|
| President (interim) | Paul Sullivan | psullivan2313@yahoo.com 978.987.8301 |
| Vice President | Paul Sullivan | psullivan2313@yahoo.com 978.987.8301 |
| Secretary/Registrar | Saket Sankhla | Saket.Sankhla@gmail.com 978.495.6923 |
| Treasurer | Jeffrey Ward | jeff@jeffward.biz 978.987.1142 |
| Director | Dan Costa | |
| Director | Randy Grossman | |
| Director | Dan Micalizzi | |
| Newsletter Editor | Mel Suarez | MelSuarez@verizon.net 617.335.9770 |

1 CONTENTS

2 A Word from the Interim President – Paul Sullivan 3

3 Club Meeting Notes – June 3  3


3.1 Show N Tell..... 4

4 From The Hangar  5

5 Are you Going? AMA Events 6

6 Flying Tips..... 8

6.1 RC Forums – Mel, Stephen, Micah, Dany, & Dan..... 8

7 From the Editor – Mel Suarez  9

8 Random Stuff 9

8.1 Help! We Need a Technical Table of Contents For Our Newsletters 9

8.2 Support Your Local Hobby Store & Get Discount 10

8.3 Plane Retrieval 10

2 A WORD FROM THE INTERIM PRESIDENT – PAUL SULLIVAN

The meeting this coming Wednesday will be held via Zoom, and Jeff will set that up.

I would just say that we seem to have a semblance of training going on, and it would be great if interested persons could do whatever needs to be done through AMA to become officially sanctioned as instructors. It will take some work, but it would be best for the club. The more, the merrier!

Also, members should renew/apply for their FAA certificates ASAP.

The field looks to be in great shape, though we still need to cut some access trails going toward the beaver pond. Also, remember that since we no longer are keeping a trash bag on site, we need to be mindful of what we do with our trash. Carry-in, carry-out!



3 CLUB MEETING NOTES – JUNE 3

Rough notes by Mel Suarez

We have 50 Members at this time. There are no late fees.

Jeff to print some membership forms and place in lockbox at the field.

Jeff: Finances at \$10,200 at end of April

Micah Hawthorne (photo below) was in attendance and introduced himself. He connected with Jim Orsborn through the Horizon Hobby Flight School where Jim is an instructor (<https://www.horizonhobby.com/content/flightschool-coaches>). Micah has been in the wireless industry for 20 years. Sprint, American Tower. Lives in Framingham.



Town has opened the field to passive recreation.

Regarding electricity at the field for charging, Paul suggested getting 110V from nearby pole. I believe he said he would talk to the town folks about it.

We also discussed a solar design. Mel mentioned a club in main having such a setup.

A committee has been set up to review the bylaws. They are currently written as if we were a charitable organization, i.e. 501-C3 and we are interested in being a social organization, i.e. 501-C7. This enables us to setup online payment. Randy, Jeff and Jerry have agreed to be on it. Shooting for the end of the year to have the bylaws rewritten.

Mel: suggested we get a list of instructors onto the newsletter and/or web sites.

3.1 SHOW N TELL

Jeff Ward shared his story of a visit to see his Uncle Charlie Thomas in North Carolina.

From Jeff:


“Uncle Charlie had trained to be a B-17 co-pilot during WWII and fortunately the war ended before he had to deploy overseas. He settled in Charlotte, North Carolina after the war and kept flying general aviation aircraft over the years as a hobby.

When I was twelve, I took my first airline flight to Charlotte to visit Charlie for a couple of weeks. For entertainment, Charlie bought a Testor T-6 control line plane for us to fly in the field next to his house. I figure I got about 270 degrees around the first circle before I put that plane in and broke the wing off. It was made of brittle plastic and definitely not the best choice for a first timer. Charlie felt bad, so he went out and bought another C/L plane, this time a Testor Cosmic Wind trainer made of flexible plastic with rubber-band wing retention. The outcome was much better. Over the years, I lost track of that airplane, but a few years ago I saw one on ebay and bought it for nostalgia’s sake to decorate my workshop. That’s why I showed it for Show and Tell during our June meeting. It was my first successful model airplane flight. [picture below]



One of the other highlights of that visit was going flying with Charlie in a Cessna 172. We flew out of Douglas Municipal Airport, which has since been replaced by today’s Charlotte Douglas International Airport (CLT). Uncle Charlie was the one who really stoked my interest in aviation.”

Ken Walker showed off another “golden oldie” transmitter.



4 FROM THE HANGAR



Dan Micalizzi with his Monocoque and its 90-sized engine. Check out this classic tail dragger.



Ray's trainer being put to work with Gerald Sunderman. A classic. And looking very clean indeed for a trainer. 😊



Nice aerial shot of Tony DiPersios's plane taken by Jose Mendes from his drone



5 ARE YOU GOING? AMA EVENTS

Below are the results for a search on the Event Finder at <https://www.modelaircraft.org/>

Event Results: **District 1, 7/1/2020 – 9/30/2020**

| JULY4 |
|---|
| CRRRC ANUAL JULY 4TH DEMONSTRATION ***EVENT CANCELLED*** CLASS D - DEMO Contact: DAVID SPIELMAN Location: 233 North Road Sudbury MA 01776 Visit Website |
| JULY12 |
| DAWN PATROL ***EVENT CANCELLED*** CLASS C Contact: JOEL LANG Location: 190 Green Rd Ellington CT 06029 Visit Website |
| JULY18 - 19 |
| 2020 MAINE IMAC CHALLENGE CLASS AA Contact: THOMAS CHABOT Location: 201B Tobey Road New Gloucester ME 04260 Visit Website |
| JULY18 - 19 |
| ALES CONTEST CLASS A Contact: DAVID SPIELMAN Location: 233 North Road Sudbury MA 01776 Visit Website |
| JULY18 |
| ELECTRIC FUN FLY AND SWAP MEET ***EVENT CANCELLED*** CLASS C Contact: MICHAEL DEFRANZO Location: 479 Norwich Rd Salem CT 06420 |
| JULY - AUGUST31 - 2 |
| PLUM ISLAND IMAC COMPETITION CLASS AA Contact: DAREN HUDSON Location: 19 Plum Island Turnpike Newbury MA 01951 Visit Website |
| AUGUST8 - 9 |
| MAINE CONTROL-LINE FLYIN 2020 CLASS C Contact: EDWARD SCHMIDT Location: 449 Augusta Road Topsham ME 04086 Visit Website |
| AUGUST15 |
| JOHN NICOLACI MEMORIAL FLOAT FLY ***EVENT CANCELLED*** CLASS C Contact: Location: 461 Mary's Pond Rd Rochester MA 02770 |

AUGUST15 - 16

NEW ENGLAND SCALE FLY-IN

CLASS C

Contact: RAYMOND SCHMIDT

Location: 792 Conant St Bridgewater MA 02324

[Visit Website](#)

AUGUST22 - 23

WING OVER HADLEY

CLASS C

Contact: MICHAEL SHAW

Location: 21 Honey Pot Road Hadley MA 01035

<http://www.hampshirecountyrc.org/>

AUGUST29

RADIAN ONE DESIGN ALES CONTEST

CLASS A

Contact: DAVID SPIELMAN

Location: 233 North Road Sudbury MA 01776

[Visit Website](#)

SEPTEMBER12 - 13

GRANITE STATE FALL IMAC

CLASS AA

Contact:

Location: 58 Locke Rd Concord NH 03301

[Visit Website](#)

SEPTEMBER12 - 13

KIWANIS FLOAT FLY IN

CLASS C

Contact: WILLIAM REEVE

Location: 40 Kiwanis Beach Rd Standish ME 04084

SEPTEMBER12 - 13

WARBIRDS OVER ELLINGTON *EVENT CANCELLED*****

CLASS A

Contact: DENNIS THIBODEAU

Location: 190 Green Rd Ellington CT 06029

[Visit Website](#)

SEPTEMBER18 - 20

JOEL CHAPPELL MEMORIAL/24TH FALL FLOAT FLY-IN

CLASS C

Contact: TIM SOWDER

Location: 973 Forest Rd Greenfield NH 03047

[Visit Website](#)

SEPTEMBER19

BIPLANE BASH

CLASS C

Contact: DAVID BUTTERO

Location: 3 Meadow Rd Farmington CT 06032

[Visit Website](#)

SEPTEMBER26 - 27

SEPTEMBER 26TH DISTRICT 1 OPEN FUN FLY

SPONSORED BY NCRCC ELLINGTON, CT.

CLASS C

Contact: MICHAEL FIORITO

Location: 190 Green Rd Ellington CT 06029

[Visit Website](#)

SEPTEMBER26 - 27

SSRCC MULTI CLUB FLY IN**CLASS C****Contact: RAYMOND SCHMIDT****Location: 792 Conant St Bridgewater MA 02324**[Visit Website](#)

6 FLYING TIPS

6.1 RC FORUMS – MEL, STEPHEN, MICAH, DANY, & DAN

You're trying to get something going in your RC hangar and "it ain't happenin'". What you may not know, if you're new to the hobby, is that there are amazing RC forums where you can ask questions to a huge audience numbering in the 1,000's.

With the advent of social networking – Facebook, WhatsApp, etc – you can get answers quickly from people in your immediate vicinity. But sometimes they may not know, or you don't do either of those things.

<https://www.rcuniverse.com/forum/> - is a great one.

<https://www.helifreak.com/> - great for helicopters and much more.

<https://www.rcgroups.com/forums/index.php> - some forums have ½ a million posts!

Note that sometimes you may ask a question and get some nastiness from folks that aren't good with people or know so much that they get frustrated...or something. It's important when asking a question to be quite specific about your equipment and what you are trying to do.

From Stephen Faust:

For me personally, Flying Giants [<https://www.flyinggiants.com/forums/index.php>] for overall info on giant scale RC, RC Universe for turbines as there is a active crowd there. Heli Freak for helicopters. For specific manufacturers product, I use the vendor support specific forums on any of the above, or go to their own hosted sites.

From Micah Hawthorne:

Knife Edge Swap Pages [<https://www.knifeedge.com/forums/index.php?resources/>]

[Knife Edge makes RealFlight simulator. I also found this: <https://www.knifeedge.com/forums/index.php>]

From Danny Pelletier:

HeliFreak for helicopters, RC Groups for most anything else

From Dan De Sobral:

airfieldmodels.com; frannybrodigan.com/RC_Airplanes.asp; rcpowers.com

Please submit your tips to me at mel Suarez@Verizon.net, on WhatsApp or text (617.335.9770) and put "TIP" in the text, in the subject or text so I can find it later. Don't everyone write at once! (just kiddin' 😊)



7 FROM THE EDITOR – MEL SUAREZ

So lately I've continued practicing on the RealFlight 9 simulator.

Square Outer Loop – the straight part is easy, then diving isn't bad at low throttle, then bottom horizontal with some throttle is ok, but pulling out into the climb with full throttle tends to cause issues, whereby my plane wants to roll as well. I need to look at adding more expo.

Stephen Faust suggested throwing $\frac{1}{2}$ rolls at each leg. That should make it a bit of exterior/interior. Maybe I'll try a full roll at each leg as well.

Vortex – this is neat maneuver where the plane is in a high-alpha knife edge then spins about the vertical - the wing's axis. Ref: <https://www.youtube.com/watch?v=vlqKukpKjiw> I am not having much luck yet with this one.

Here's a basic reference for many maneuvers, besides my famous list that is... LOL:

<https://www.iac.org/legacy/aerobatic-figures>

Lately, I've been flying the micro drone Inductrix FPV Brushless. What I find is that I'm terrified of losing it – since it took me 1.5 hours to find it once. So, it is nice to have a spotter track it for me because when I'm doing aerobatics, I lose track of where it is rather quickly. So, of course, it's helpful to have the transmitter and attempt to hear the propellers going – assuming there's battery left.

I spoke with Micah a bit online. He's flying an AeroScout in his training with Jim Orsborn. I asked him if “did u do any practicing w simulator?”

“Yes. I downloaded the model through the swap pages and have been using it with RF9. Jim sent me the MCRCF location files. So, I've been using those to learn orientation and some control.”

8 RANDOM STUFF

8.1 HELP! WE NEED A TECHNICAL TABLE OF CONTENTS FOR OUR NEWSLETTERS

I'm looking for someone to go through all of our newsletters and develop a table of contents for the technical articles with links. Here's the newsletter page. <http://www.mcrcf.org/misc.htm> The idea would be to make it easier to find stuff and reuse some of this wonderful information. Here's a start. *Let me know if you're interested in helping.* Below is an example of what I'm thinking. This TOC would go with the other newsletters and be updated as needed by yours truly.

| Topic | Link | Comments |
|---|---|----------|
| RC BATTERY CHARGERS – BY JIM ORSBORN AND DANY PELLETIER | http://www.mcrcf.org/newsletters/2020_01_newsletter.pdf | |
| FAA sUAS Registration Info by Jim Orsborn | http://www.mcrcf.org/newsletters/jan_2016_newsletter.pdf | |
| Scratch Built Parallax by Jim Orsborn | http://www.mcrcf.org/newsletters/nov_2015_newsletter.pdf | |
| Second Trainer Flight School by Jim Orsborn | http://www.mcrcf.org/newsletters/jul_2015_newsletter.pdf | |

8.2 SUPPORT YOUR LOCAL HOBBY STORE & GET DISCOUNT

This is one great hobby store and the owner, Bill Horton, has agreed to provide our Club with a discount. Show a current MCRCF membership card and receive a 5% discount for any purchase over \$25.



<http://abcrchobbies.com/> 11 Rockingham Rd, Windham, NH 03087; (603) 458-6481

8.3 PLANE RETRIEVAL

Call Paul Sullivan – his friend, Mike, charges ~\$50 to retrieve a plane.

If you wish to unsubscribe, please email info@mcrcf.org and write “UNSUBSCRIBE” in the subject.

If there's someone you would LIKE to subscribe, send their email along and thank you.

Copyright © Middlesex County R-C Fliers, Inc. All rights reserved

